

# WHAT TO BRING TO ONBOARDING












LAST UPDATED: 27 JANUARY 2020

obsidiansecurity.com

## Quick start

Obsidian's onboarding is quick and easy - 7 minutes from start to finish.

## What to bring

Application	Account Privileges Required to Onboard
AWS 	Your AWS account number found in your AWS Management Console and root access to your AWS account
Box 	Be an Admin for your company Box account
Dropbox 	Admin email and password for Dropbox
Duo 	Admin email and password for Duo
GitHub 	Organization administrator login credentials for GitHub
GSuite 	Email and password for <a href="#">Google Admin</a> with a Super Admin account. Your GSuite Customer ID - we've got instructions to help you find it.
MS Graph 	<i>Ideal:</i> Global Administrator account <i>Acceptable:</i> account with the following privileges: privileged role administrator; security administrator; application administrator with audit logging on
Office 365 	<i>Ideal:</i> Global Administrator account <i>Acceptable:</i> account with the following privileges: privileged role administrator; security administrator; application administrator with audit logging on
Okta 	Super Administrator privileges go to <a href="https://[your okta domain]/admin/access/admins">https://[your okta domain]/admin/access/admins</a> to verify your privileges
Salesforce 	<i>Ideal:</i> System Administrator account credentials <i>Acceptable:</i> Email <a href="mailto:support@obsidiansecurity.com">support@obsidiansecurity.com</a> for an alternative option
Slack 	Have an administrative account

## Questions?

If you have questions or run into trouble, reach out to [support@obsidiansecurity.com](mailto:support@obsidiansecurity.com)